

LITEFLAM®

FIRE RATED GLASS SYSTEMS

LITEFLAM® fire rated glass floors and walkable skylights assist the modern architect with the vision to create open light filled spaces which brings natural light deep into the building, creating a vibrant, inviting atmosphere.

Whether the goal is to allow light roof plazas to subterranean levels or to build a glass bridges in atrium spaces which also require fire separations LITEFLAM® glass floors/skylights and the team at Greenlite Glass Systems can assist with the design needs



This advanced glass floor system is load bearing and fire-rated from 1 to 2 hours the only exterior glazed system Insulated Glass assembly for North America. LITEFLAM® can be used as a durable, non slip walking surface, with a standard live loading of 100psf but can be engineered to take higher loading if required.

FEATURES





- Fire rated Assemblies for 1hr and 2hr fire separation
- Slim profile 3.5" overall glass thickness.
- Consists of CONTRAFLAM[®] intumescent glass; a tempered, laminated walking surface glass with slip resistance.
- Sealed IGU assembly with Low E for Thermal Performance options
- Solar Control coatings available and fritted surface for added solar control.
- Optional Sacrificial Sheet (**NEW**)
- Brings daylight deep into building interiors, creating dramatic visual effects between different building levels
- Individual max glass panel sizes 5'x5'
- Protection against radiant and conductive heat transfer
- Barrier to fire and smoke
- Durable, non slip walking surface
- Modular system enables design creativity
- Allows for decorative color frits and sand-blasted glass without affecting fire rating
- For use in interior and/or exterior applications

LITEFLAM[®] systems have been tested and are listed with:
UL Underwriter Laboratories

SwRI South West Research Institute
Laboratories

LITEFLAM® CLASSIFICATION

Fire-Rated Clear Glass Floors and Skylights

	Appication	Max Area in sq inches	Max Width inches
LITEFLAM XT 60 IGU 	Horizontal Interior / Exterior	3481	88.5
LITEFLAM XT 90 IGU 	Horizontal Interior / Exterior	3090	88.5
LITEFLAM XT 120 IGU 	Horizontal Interior / Exterior	2304	69
LITEFLAM SP 120 IGU 	Horizontal Interior / Exterior	3025	55

